


The Animal Kingdom


Dyslexia-Friendly Special Edition



Dr. Kathryn T. Hegeman, Ed.D.

Illustrations by Christopher Tice

Royal Fireworks Press
Unionville, New York



Animal Kingdom Planning Sheet

Animal of the month:

Month:

Lion

My Activities Plan


Some things I want to know about:

Food

Habitat

Adaptations

The Lion Family Portrait




A baby lion is called a _____.

Habitat

The _____ is home to the lion.

Draw some things found in this habitat.
Draw the animal too.



Can you include other animals that might live here?

Camouflage

How a Lion Hides

Now you see me.

Draw the animal alone.

Now you don't.

Draw the animal in its habitat.

Animal Record Sheet

Animal's Name: Lion

Draw the animal.


Now label the animal's parts.

Record of important facts:

1. _____
2. _____
3. _____
4. _____
5. _____
6. _____

Special words: _____

Animal's habitat: _____



Animal Kingdom Planning Sheet

Animal of the month:

Month:

Elephant

My Activities Plan

Some things I want to know about:

Food


Habitat

Adaptations

Habitat

The _____ is home to the elephant.

Draw some things found in this habitat.
Draw the animal too.



Can you include other animals that might live here?

Animal Record Sheet

Animal's Name: Elephant

Draw the animal.

Now label the animal's parts.

Record of important facts:

1. _____
2. _____
3. _____
4. _____
5. _____
6. _____

Special words: _____


Animal's habitat: _____

Adaptation

Animal Survival Chart

Animal	Part	Use
Giraffe	Long neck	Reaches leaves to eat

My Favorite Animal



My favorite animal is the _____.

I like the _____ best because _____
_____.

Some good words to describe my favorite animal are:

The most interesting thing a _____ can do is

_____.

Some important things in my favorite animal's habitat are:

I would like to visit my favorite animal at its home in the:

What Do Animals Eat?

Directions: Write each animal's name in an oval.
Then color the ovals to show what
each animal eats.


Colors: Plant eaters – Green
Meat eaters – Red
Plant and meat eaters – Blue

A grid of 12 empty ovals arranged in 4 rows and 3 columns. The ovals are intended for students to write an animal's name and color them according to their diet.

Imagine You Are an Animal #1

If I could be a _____,
how would my life be different?

- How would I look?
- Where would I live?
- What things could I do?




Write a story about what might happen to you
if you could become this animal.

Imagine You Are an Animal #2

If I could be a _____,
how would my life be different?

- How would I look?
- Where would I live?
- What things could I do?



Write a story about what might happen to you
if you could become this animal.
