

What To Do?

Level A



Dr. Kathryn T. Hegeman, Ed.D.

Illustrations by Christopher Tice

Royal Fireworks Press
Unionville, New York

What To Do?

Level A


Everyone has problems sometimes. The five steps listed below will help make problem solving easier.

How to Solve a Problem

1. Get all the facts.
2. Decide what the problem is.
3. Think and talk about different ways to solve the problem.
4. Think about what might happen if you tried each of the solutions.
5. Choose a solution. Why do you think it is the best one?

This book has many problems for you to solve. Some will be hard to solve, and some will be easy. Some are fun, and others are interesting. All of them will make you think.

Problem 3



What To Do?

Look at the picture. List some things it makes you think about.

Some facts:

The problem:

My solution:

Draw a picture of how you would solve the problem.



What Might Happen Next?

How does the girl feel about not having money for dancing lessons? What might happen next? Write a story, and draw a picture. Don't forget to give your story a title.



Helping words: Sad, save, work, help, chores, music, record, practice, watch, friend, book, teach, home

Problem 12



What To Do?

Look at the picture. List some things it makes you think about.

Some facts:

The problem:

My solution:


Draw a picture of how you would solve the problem.




Getting the Facts in Order

Write a sentence describing the problem. Draw pictures in the boxes that tell the story of the problem in the right order.


1.



2.



3.



4.

