

What To Do?

Level B

Dyslexia-Friendly Special Edition



Dr. Kathryn T. Hegeman, Ed.D.

Illustrations by Christopher Tice

Royal Fireworks Press
Unionville, New York

What To Do?

Level B

Everyone has problems sometimes. The five steps listed below will help make problem solving easier.

How to Solve a Problem

1. Get all the facts.
2. Decide what the problem is.
3. Think and talk about different ways to solve the problem.
4. Think about what might happen if you tried each of the solutions.
5. Choose a solution. Why do you think it is the best one?

This book has many problems for you to solve. Some will be hard to solve, and some will be easy. Some are fun, and others are interesting. All of them will make you think.

Problem 1



What To Do?

Look at the picture. List some things it makes you think about. Follow the five steps of problem solving.

1. *The facts:*

2. *The problem:*

3. *Some solutions:*


4. *What might happen?*

5. *My solution:*


How Would You Solve the Problem?

Draw pictures in the boxes to show the steps to take for your solution.


1.




2.




3.



4.



Draw a picture of firefighters putting out the fire. Then write a sentence about what happened to start the fire.



Something to think about:
How can families help prevent home fires?

Problem 4



What To Do?

Look at the picture. List some things it makes you think about. Follow the five steps of problem solving.

1. *The facts:*

2. *The problem:*

3. *Some solutions:*


4. *What might happen?*

5. *My solution:*


How Would You Solve the Problem?

Draw pictures in the boxes to show the steps to take for your solution.


1.




2.




3.



4.



Draw a picture of a snack for the children to eat.



Something to think about:
Are the foods on your list healthy treats for children to eat?